

YOMATO

Do Provide You the Best Solution of Die Casting Machines

Cold Chamber Die Casting Machines



Model: MT160-MT3500

- Award as **Top 5 Brand** in China;
- New Factory P.C:**700sets/year**;
- Professional Team, Flexible Cooperation;
- 20+ years** Experience in R.D and Manufacturing;

www.yomato-machinery.com

About YOMATO



STANDARD DIE CASTING MACHINE


Standard MT Series:MT160~MT950



Model:MT350EC



Self designed and manufactured with control & electric cabinet, The electrical components adopt the Siemens, Omron, Schneider, Weintek and other international brands.




Adopt the double proportional valve control system pressure and flow, with a multi-stage pressure and speed control, as well as low pressure mold protection function.



Original imported high performance, low noise dual vane pump from Japan, Electromagnetic valve, Electro hydraulic valve.



Lubrication pump: machine toggle system adopt the central automatic lubrication system, can be used to check the distributor, timing and quantitative lubrication hinge, improve service life.






Wear-Resistant High Efficiency Mold Clamping System

HEAVY-DUTY DIE CASTING MACHINE

Heavy-Duty MT Series:MT1100~MT3500



Model:MT1600EH



1. The operating can be equipped with an automatic hydraulic pumping tie-bar function, to meet the needs of large-scale die casting mould;
2. The hydraulic system adopts the two stages filtering method to ensure the cleanliness;
3. The air velocity injection speed $z8m/s$, pressure intens time $\leq 20ms$.
4. Injection unit supply the option device of Pressure & flow sensor and German "Parker" large Bow ratio cartridge valve, to achieve the speed and pressure of the stepless adjustable.
5. Electric proportional valve control system pressure and flow, with multi stage pressure, speed control and low pressure mold protection function.

6. Siemens S7-300 PLC' control system, 10.4 inch color touch screen. stable operation, strong anti-interference ability, high control precision, with die casting process memory, mold storage and other functions.
7. Equipped with electric door running fast and steady people touch then stop, the protection device is safe and reliable.
8. The injection system is designed with no Boating piston structure built-in one-way valve control, shorten the pressure build-up time and ensure the good stability.

MACHINE SPECIFICATION LIST

Model:MT160~MT950

	项目 Unit	单位 Unit	MT160	MT200	MT230	MT258	MT300	MT350	MT400	MT450	MT550	MT700	MT850	MT950	
锁模系统 Clamping System	合型力 Locking Force	kN	1600	2000	2300	2600	3000	3500	4000	4500	5500	7000	9000	9500	
	模板尺寸(水平×垂直) Platen Size (HxV)	mm	680×680	760×760	780×780	820×820	870×870	960×920	970×960	1010×1010	1150×1150	1260×1250	1400×1400	1500×1500	
	拉杠内间距 Space Between Tie Bars(HxV)	mm	460×460	490×490	510×510	530×530	570×570	610×610	620×620	660×660	760×760	820×820	925×925	980×980	
	拉杠直径 Tie Bar Diameter	mm	85	90	95	100	110	120	130	130	140	165	185	190	
	模具厚度(最小~最大) Die Height	mm	200~550	200~550	200~600	250~600	250~650	250~700	300~700	300~700	320~800	350~900	400~950	400~950	
	动型板行程 Locking Stroke	mm	360	380	400	430	460	500	550	550	580	650	760	800	
压射系统 Injection System	压射力 Injection Force	kN	220	230	250	280	320	370	405	420	520	620	750	800	
	压射行程 Injection Stroke	mm	345	350	370	380	420	500	500	520	570	650	750	800	
	压射位置 Injection Position	mm	0,-140	0,-140	0,-140	0,-140	0,-160	0,-160	0,-175	0,-200	0,-220	0,-250	0,-250	0,-250	
	压射室直径 Plunger Diameter	mm	40,50,60	50,60,70	50,60,70	50,60,70	50,60,70	60,70,80	60,70,80	60,70,80	70,80,90	80,90,100	80~120	90~130	
	一次浇注量(铝) Injection Weight(Al)	kg	0.7,1.2,1.7	1.2,1.8,2.4	1.3,1.9,2.6	1.3,1.9,2.6	1.5,2.1,2.9	2.6,3.6,4.6	2.6,3.6,4.6	2.8,3.6,4.7	3.9,5.1,6.5	6.1,7.8,9.6	7,16	9.1~19	
	压射比压 Casting Pressure	MPa	175,112,77	117,81,59	127,88,64	142,99,72	162,113,83	130,96,73	143,105,80	148,109,83	135,103,81	123,97,79	149~66	125~60.3	
	铸件投影面积 Casting Area	cm ²	91,142,205	170,245,334	180,260,354	182,262,357	184,265,360	267,364,475	279,380,496	302,412,538	407,531,672	567,718,886	570~1287	755~1575	
	最大投影面积(40MPa) Max.Casting Area (40MPa)	cm ²	400	500	575	650	750	875	1000	1125	1375	1750	2125	2375	
	压射法兰凸出高度 Casting Flange Protrusion	mm	10-0.05	10-0.05	10-0.05	10-0.05	12-0.05	12-0.05	12-0.05	12-0.05	15-0.05	15-0.05	15-0.05	20-0.05	20-0.05
	压射室法兰直径 Casting Flange Diameter	mm	φ110	φ110	φ110	φ110	φ110	φ110	φ110	φ110	φ130	φ130	φ165	φ180	φ190
压射头推出距离 Plunger Penetration	mm	125	125	145	155	150	195	200	220	230	280	300	350		
顶出 Ejection System	顶出行程 Ejecting Stroke	mm	80	80	90	90	110	120	120	120	120	160	180	180	
	顶出力 Ejector Force	kN	100	130	130	130	140	160	180	200	220	260	360	360	
其它 Others	管路工作压力 System Working Pressure	MPa	14	14	14	14	14	16	14	16	16	16	16	16	
	电动机功率 Motor Capacity	kW	11	15	15	15	18.5	22	22	22	30	37	37	45	
	油箱容积 Oil Tank Capacity	L	450	500	550	600	650	700	850	1000	1100	1200	1400	1500	
	机器参考重量 Weight of Machine	kg	6400	7700	8800	9300	12000	14800	15000	18000	25000	30000	39500	48000	
	外形尺寸(长×宽×高) Machine Dimensions (LxWxH)	m	5.2×1.4×2.5	5.5×1.6×2.6	5.7×1.6×2.6	6×1.7×2.7	6.2×1.8×2.7	7×1.9×2.8	6.8×2×2.8	7×2×2.9	7.2×2.4×3.1	8.2×2.5×3.3	9.4×2.6×3.6	9.6×2.5×3.6	

MACHINE SPECIFICATION LIST

Model:MT1100~MT3500

	项目 Unit	单位 Unit	MT1100	MT1300	MT1600	MT2000	MT2500	MT3000
锁模系统 Clamping System	合型力 Locking Force	kN	11000	13000	16000	20000	25000	30000
	模板尺寸(水平×垂直) Platen Size (HxV)	mm	1620×1600	1780×1780	2000×2000	2150×2150	2350×2350	2650×2650
	拉杠内间距 Space Between Tie Bars(HxV)	mm	1050×1050	1100×1100	1250×1250	1350×1350	1500×1500	1650×1650
	拉杠直径 Tie Bar Diameter	mm	210	230	260	290	330	350
	模具厚度(最小~最大) Die Height	mm	450~1150	550~1200	550~1350	650~1600	750~1800	800~2000
	动型板行程 Locking Stroke	mm	900	1000	1100	1400	1500	1500
压射系统 Injection System	压射力 Injection Force	kN	900	1100	1280	1500	1800	2100
	压射行程 Injection Stroke	mm	900	950	980	1050	1100	1150
	压射位置 Injection Position	mm	0,-300	0,-320	0,-350	0,-350	- 200, - 400	- 250, - 450
	压射室直径 Plunger Diameter	mm	90~130	100~140	110~150	120~160	140~180	150~190
	一次浇注量(铝) Injection Weight(Al)	kg	10.3~21.6	13.5~26	17.2~32	22~38	31~59	37~60
	压射比压 Casting Pressure	MPa	141~67	140~71	134~72	132~74	116~70	118~74
	铸件投影面积 Casting Area	cm ²	777~1622	925~1815	1185~2205	1505~2680	2138~3534	2520~4050
	最大投影面积(40MPa) Max.Casting Area (40MPa)	cm ²	2750	3250	4000	5000	6250	7500
	压射法兰凸出高度 Casting Flange Protrusion	mm	20-0.05	25-0.05	25-0.05	25-0.05	30-0.05	30-0.05
	压射室法兰直径 Casting Flange Diameter	mm	φ240	φ240	φ260	φ260	φ280	φ280
	压射头推出距离 Plunger Penetration	mm	350	350	380	450	500	550
顶出 Ejection System	顶出行程 Ejecting Stroke	mm	190	200	250	300	320	320
	顶出力 Ejector Force	kN	500	570	600	650	800	900
其它 Others	管路工作压力 System Working Pressure	MPa	16	16	16	16	16	16
	电动机功率 Motor Capacity	kW	55	74	90	110	135	165
	油箱容积 Oil Tank Capacity	L	1800	2200	2500	3000	3400	3600
	机器参考重量 Weight of Machine	kg	70000	90000	105000	130000	180000	220000
	外形尺寸(长×宽×高) Machine Dimensions (LxWxH)	m	11.2×3.4×4	12.5×3.5×4	13×4×4.2	14×4.2×4.5	14.8×4.8×4.6	15.8×5×4.8

INTERGRATE SOLUTION

COLD CHAMBER DIE CASTING MACHINE+AUTOMATION+FURNACE+MOULD
Standard MT Series:MT160~MT950



Auto Extractor



Smart Head Sprayer




Shot Beads Dispenser




Optional: Oil Lubricating Drip Machine



Controller



Model: MT350EC



Mould



Auto Ladler



Crucible Furnace

MORE OPTIONS:



Hydraulic Trimming Press



Conveyor Belt With Cooling Fan



Plunger Lubrication Unit



Automatic Water Purifier

APPLICATION FIELD:



AUTOMOBILE PARTS



MOTORCYCLE PARTS



5G COMMUNICATION



RADIATOR PARTS



LIGHTING



COOKWARE




MOTOR COVER



PUMP PARTS

INTERGRATE SOLUTION

COLD CHAMBER DIE CASTING MACHINE+AUTOMATION+FURNACE+MOULD
HEAVY-DUTY SERIES: MT1100-MT3500



Get a **Professional Quotation** for your die casting production within 2 hours
Welcome to **INQUIRY** !

Jiangsu Yomato Machinery Technology Co.,Ltd.

Sole Exporter: Ningbo Ecotrust Machinery Co.,Ltd.

Add: No.6, Wenjing Road, Jintan Economic Development Zone, Changzhou, Jiangsu, China(213200)

Tel: + 86-574-87919325 / 87919326 / 87919327

Fax: + 86-574-87919327

Sean Jiang (Sales General Manager)

E-mail: sales@yomato-machinery.com

Mobile/WhatsApp/Wechat: **0086-13777149766**

Website: www.yomato-machinery.com

www.facebook.com/YomatoDieCastingMachines



WhatsApp



WeChat